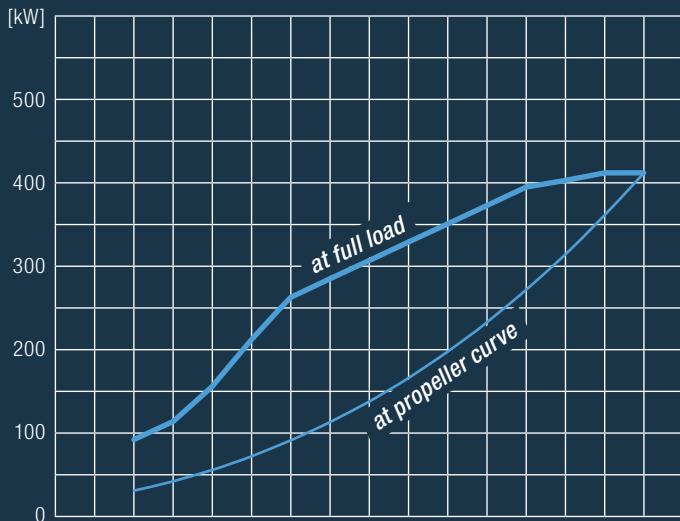


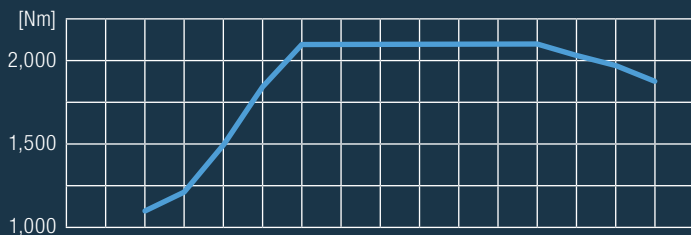
Power charts D2876.

D2876 LE 402

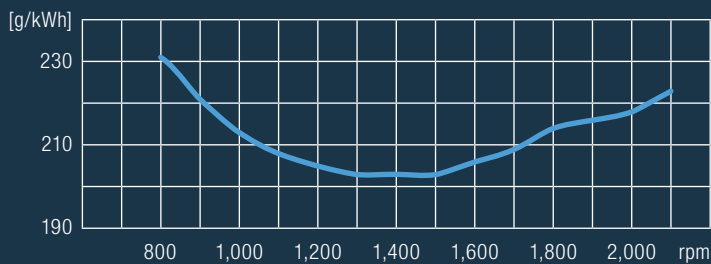
Power



Torque



Specific fuel consumption (full load)



■ D2876 LE 402 with 412 kW (560 hp at 2,100 rpm)

D 114.533 · mu 08114 · Printed in Germany

Text and illustrations are non-binding.

We reserve the right to make modifications for reasons of technical progress.

MAN Truck & Bus AG

Sales Engines & Components

Vogelweiherstraße 33


90441 Nürnberg

marinemotor@man.eu

www.man-engines.com

A member of the MAN Group





D2876.

MAN high speed marine engines for medium duty applications.



Full speed ahead.

Typical applications for medium duty boats cover goods and passenger transportation as well as escort and patrol duties at sea. MAN marine diesel engines perform these tasks reliably and efficiently with high power outputs. With ratings from 400 hp to 1,400 hp they have powerful acceleration and high tractive power. MAN engines meet the current emission standards and are environmentally friendly. The worldwide service network ensures minimal maintenance effort and a customer-oriented service.

Engine description D2876.

Characteristics

- Cylinders and arrangement: 6 cylinders in-line
- Operation mode: 4-stroke diesel engine, watercooled
- Turbocharging: Exhaust turbocharger with intercooler, boost pressure control with waste gate
- Number of valves: 4 valves per cylinder
- Fuel system: Direct fuel injection with Bosch injection pump
- Engine block: High-strength casting with integrated oil and water ducts and replaceable cylinder liners
- Engine lubrication: Closed system with forced feeding, oil cooling and filtering
- Type of cooling: Seawater cooled heat exchanger
- Engine control: Electronic injection control
Electronic engine monitoring including diagnostic unit
- Exhaust gas status: IMO Tier 2, RCD 94/25/EC
- Fuel: DMX fuel to ISO 8217, DIN EN 590

Definition of medium duty operation

- Annual operating hours: $\leq 3,000$
- Percentage of time at full load: $\leq 50\%$
- Average load application: $\leq 70\%$
- Particular operation conditions: no wide-open throttle
below rated speed

Typical applications

- Escort boats and pilot boats
- Fishing boats
- Passenger boats and ferries
- Cruising vessels
- Seagoing patrol boats

MAN engines have outstanding qualities

- High tractive power even at low speeds
- Powerful acceleration and rapid reaction to commands
- High performance combined with low weight
- Compact, space-saving design
- High efficiency owing to low fuel consumption
- Low running costs and long service life
- Low emission values
- World-wide service network with rapid supply of spare parts

Technical features D2876

Type of engine		LE 402
Bore	mm	128
Stroke	mm	166
Displacement	l	12.8
Compression ratio		15.5:1
Rotation looking on flywheel		left
Flywheel housing		SAE 1
Nominal rating ¹⁾	kW (hp)	412 (560)
Rated speed	rpm	2,100
Torque at rated speed	Nm	1,874
Maximum torque	Nm	2,150
at speed	rpm	1,200–1,800
Specific fuel consumption ²⁾	g/kWh	222
Fuel consumption ²⁾	l/h	109
Classifiable		✓

1) The rating is according to DIN 3046/1.

2) Consumption at rated power.

Dimensions		LE 402
A-Overall width of engine	mm	877
B-Overall length of engine	mm	1,605
C-Overall height of engine	– flat oil pan	1,000
	– deep oil pan	1,080
D-Top of engine to crankshaft centre	mm	665
E-Length of engine from front end to edge of flywheel housing	mm	1,320
Average weight of engine ready for installation (dry)	kg	1,290

For detailed examinations of installation dimensions, please order drawings from our factory.

